

FTR 101

Drainage
Grinder




Grey water



Black water

Drainage pumps with open impeller characterized by head in ratio to the type and size of the machine. The grinder allows to pumps sewage containing textile or filamentous fibres have to be crushed. The single-phase version includes a built-in capacitor, a thermal protector and it can be equipped with a float switch.

Construction features

Pump body	cast iron
Shell, motor cover	stainless steel
Impeller	brass
Mechanical seal	double seal with oil barrier; silicon carbide on pump side, sealing ring on motor side
Motor shaft	stainless steel AISI 430
 Grinder	treated stainless steel
Max submergence	max 5 m
Liquid temperature	0 - 40 °C
Cable	H07 RNF, 10 m
G	float switch

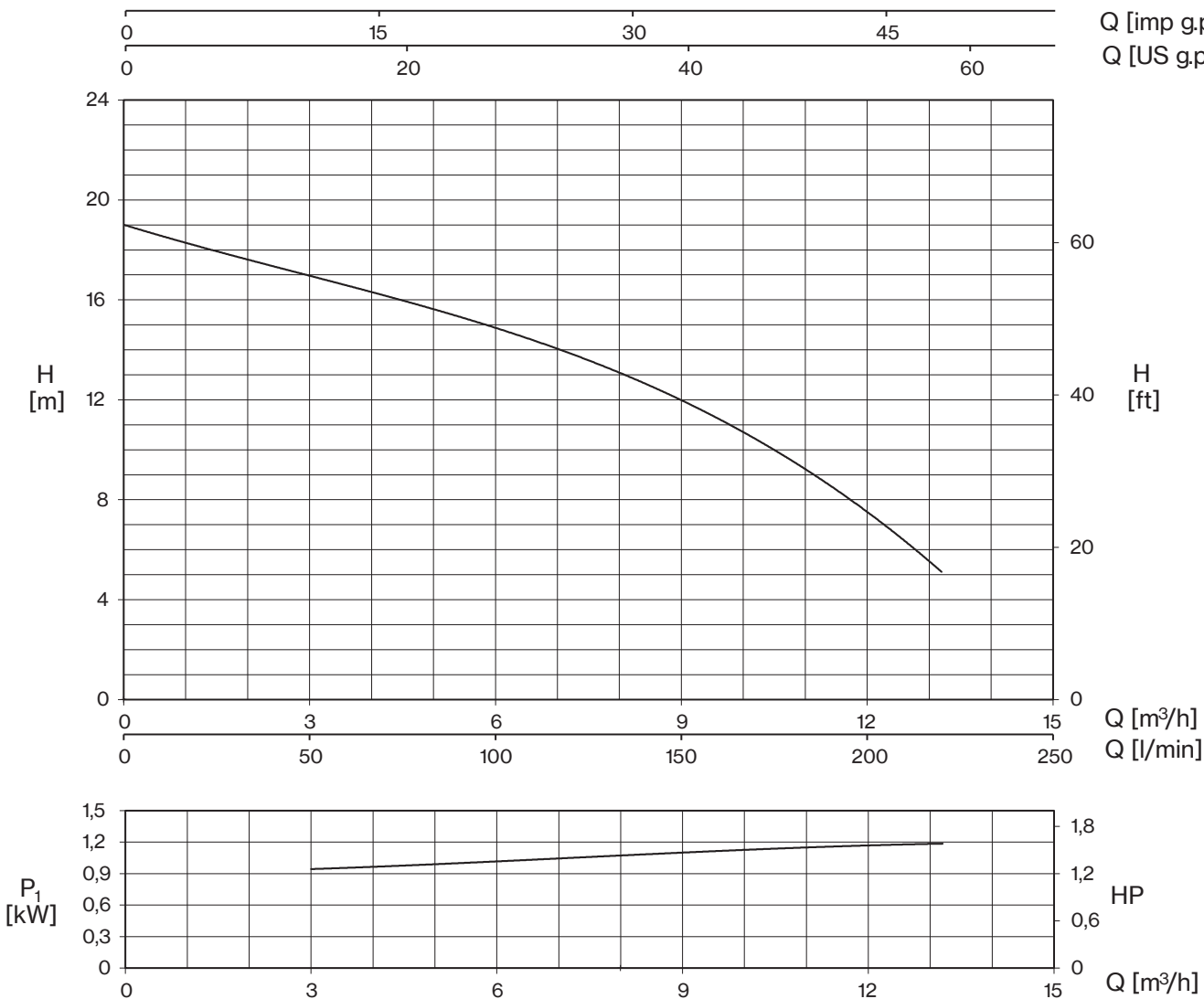
Motor

	3~ 400V-50Hz
2 Poles induction motor	1~ 230V-50Hz (with thermal protection)
Insulation class	F
Protection degree	IPX8



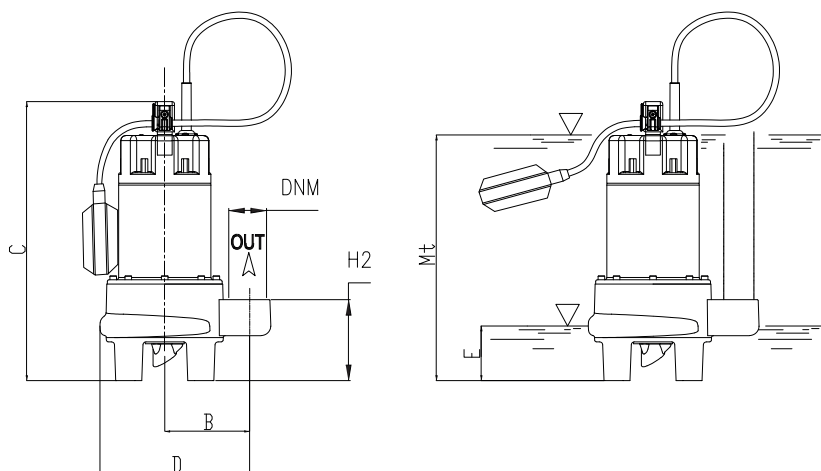
FTR 101

Q [imp g.p.m.]
Q [US g.p.m.]



TYPE		W	AMPERE		Q (m³/h - l/min)					
1~	3~		1~	3~	0	3	6	9	12	13,2
					0	50	100	150	200	220
			1x230 V 50 Hz	3x400 V 50 Hz	H (m)					
FTR 101 (G)	FTR 101 T	1200	5,3	2,2	19,0	17,1	14,8	11,9	7,8	4,9

E: maximum emptying level
Mt: minimum liquid level for continuous duty



TYPE	DIMENSIONS (mm)										Kg
	B	C	D	E	H2	Mt	DNM	I	L	M	
FTR 101	105	359	218,5	70	104,5	313	1" 1/2 G	260	185	450	16,5